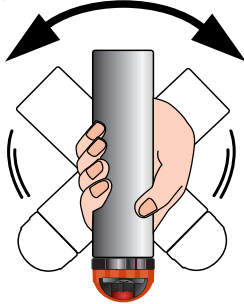


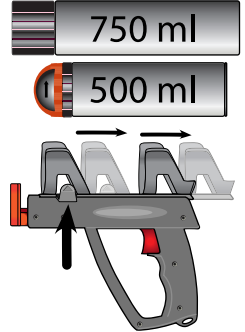
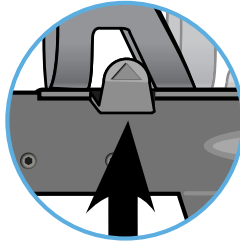
# HAND HELD APPLICATOR

## Instructions for use

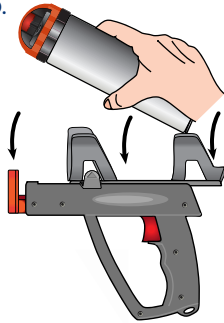
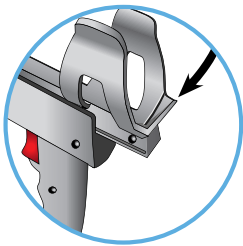
- 1** Initial step: prepare the aerosol for spraying: shake and open or remove cap.



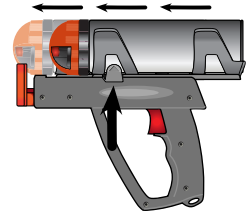
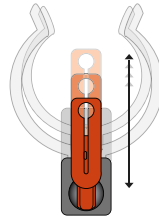
- 2** Press the arrow to move the guide back.



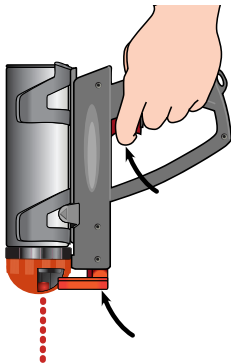
- 3** Put the bottom of aerosol between the rib and the back stop.



- 4** Press the arrow to move the guide forwards and position the spray nozzle correctly in contact with the orange spray piece.



- 5** Press the spray trigger.



- 6** To remove the aerosol, press the arrow and move the guide back.

